



# **Graduation Pathway Perceptions and Innovations**

---



**DID YOU  
KNOW?**

Students with disabilities drop out of high school at higher rates than their non-disabled peers.

How do we support students with disabilities on their path to graduation?



Students with disabilities (served under IDEA\*) graduate at lower rates than their non-disabled peers.



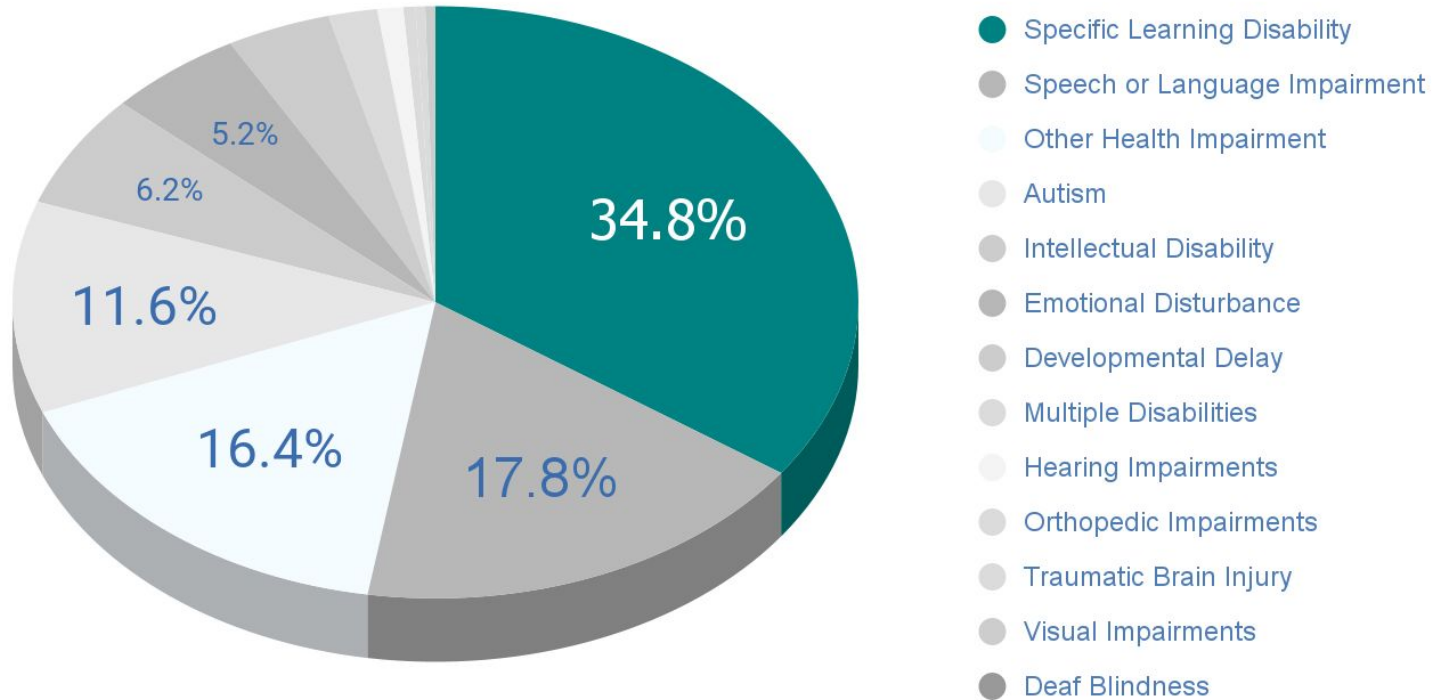
2x

Students with disabilities drop out at over twice the rate as their non-disabled peers.

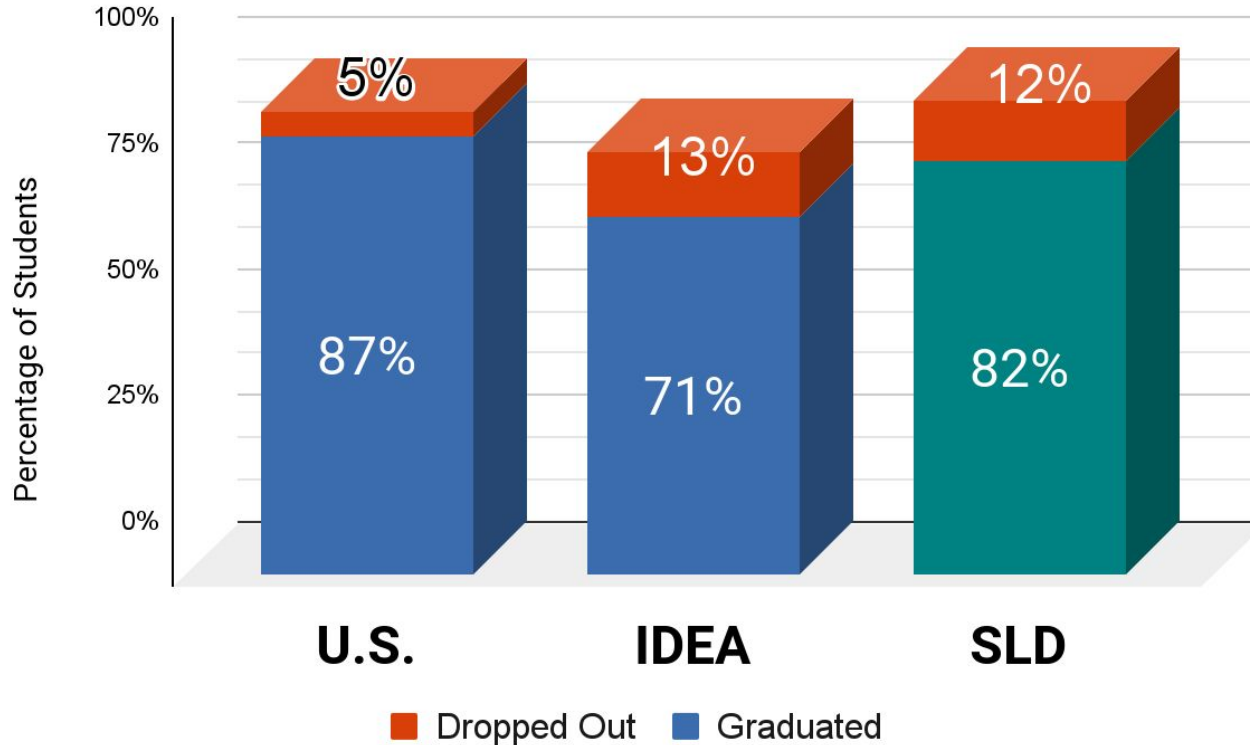


\*The Individuals with Disabilities Education Improvement Act (IDEA) is a law that provides a free and appropriate public education to children with disabilities ages 3–21. There are 13 disability categories under IDEA.

# Percentage of IDEA Students, 2020–2021



# U.S. Graduation Rates, 2019–2020



# The Road to Student Success



Evaluate

Implement

Analyze

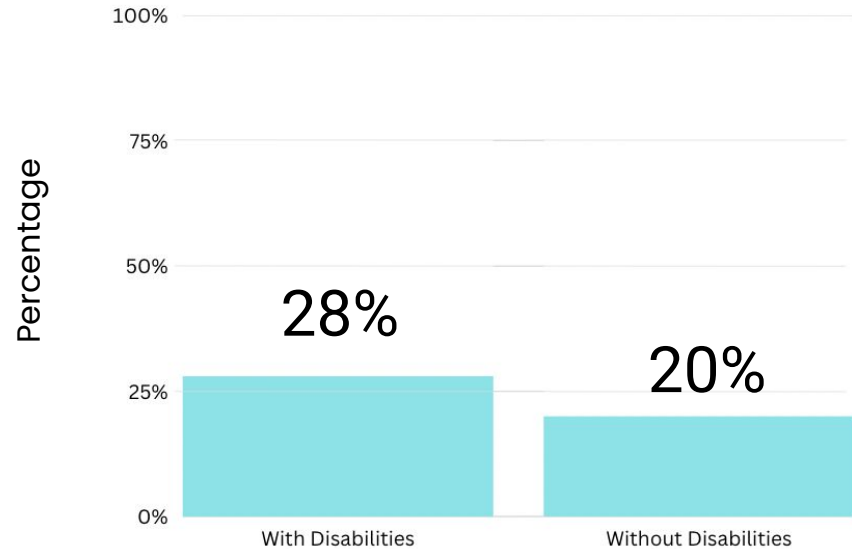
Identify

# Attendance Matters

Students with disabilities are over 50% more likely to be chronically absent than students without disabilities.

[U.S. Department of Education \(2016\)](#)

Percentage of Chronically Absent Students, 2015-2016

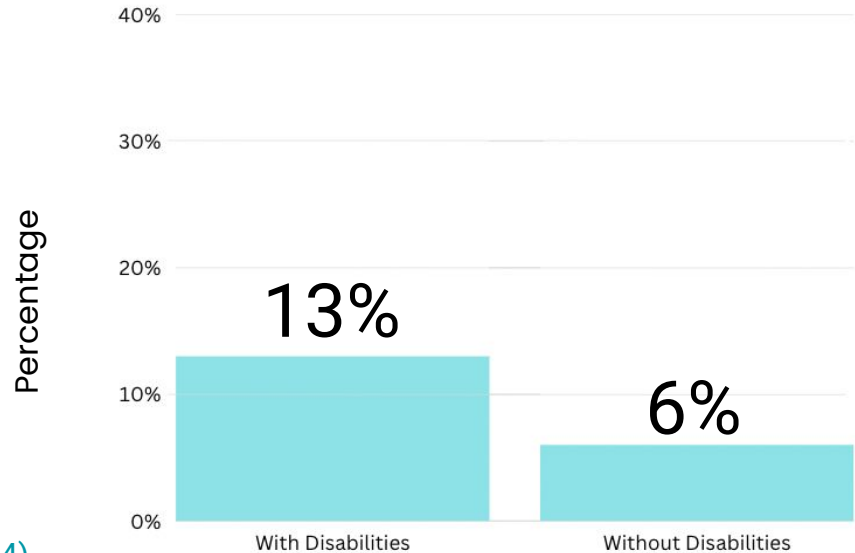


# Behavior Support Matters

Students with disabilities are more than twice as likely to receive an out-of-school suspension than students without disabilities.

[U.S. Department of Education Office of Civil Rights \(2014\)](#)

Percentage of Out-of-School Suspensions, 2014





# Academic Supports Matter

NAEP Mathematics  
National public schools

Grade 4

**-28**

Grade 8

**-36**

Grade 12

**-35**

\* 2022 NAEP score gaps between SWDs and non-disabled peers;  
all differences are statistically significant

NAEP Reading  
National public schools

Grade 4

**-40**

Grade 8

**-36**

Grade 12

**-39**


\* 2022 NAEP score gaps between SWDs and non-disabled peers; all  
differences are statistically significant

[National Assessment of  
Education Progress](#)

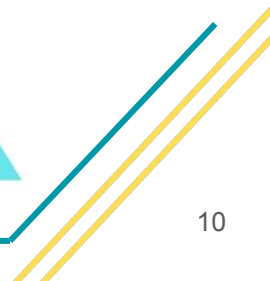

80% of students with SLD struggle with  
language and reading

# Ravine of Missed Opportunity

**Cumulative** information gathering



**Ongoing** information gathering



# New Orleans Convening- February 22, 2023



- 36 educators
- 7 caregivers
- 6 young adults
- 14 experts

# Guiding Inquiry

- How can we make structural changes to existing frameworks to better support students with disabilities on their path to high school graduation?
- How do we best support key decision makers in the implementation of a supportive system so that they all work in unison?
- What is the knowledge required to successfully support students?

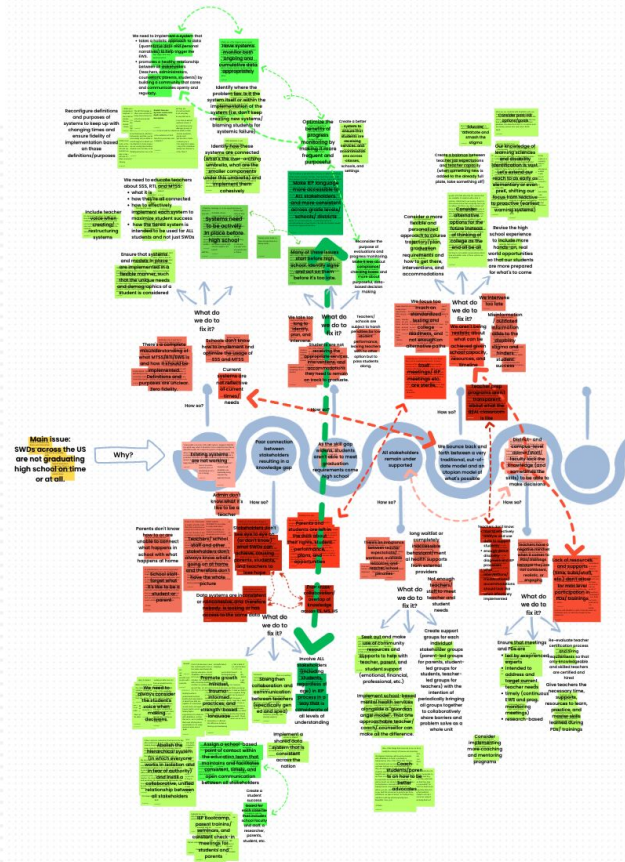
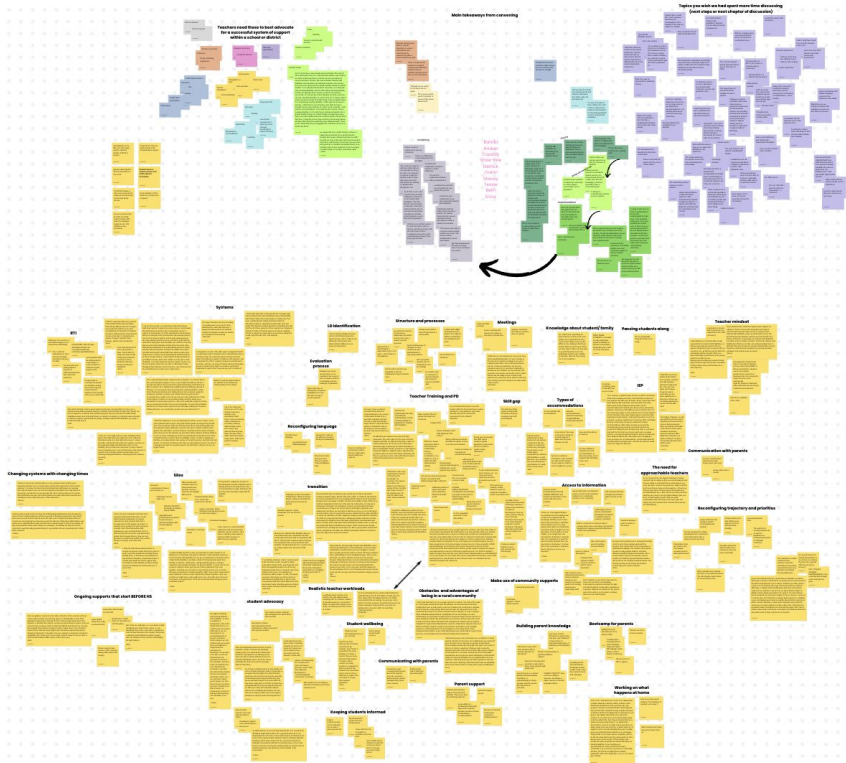


# Gathering Expert Opinions





# The Aftermath





# Pathways to Success




# Mindset




# Knowledge



# Systems




Make sure systems are collecting meaningful data that provide a holistic picture




Be mindful of flaws within systems



# Systems



Don't muddy  
the waters  
with too many  
systems



Procedures  
shouldn't be  
another check box



# Biggest Takeaway



A failure in one  
area breeds  
failure in others.

