

BALTIMORE CITY PUBLIC SCHOOLS



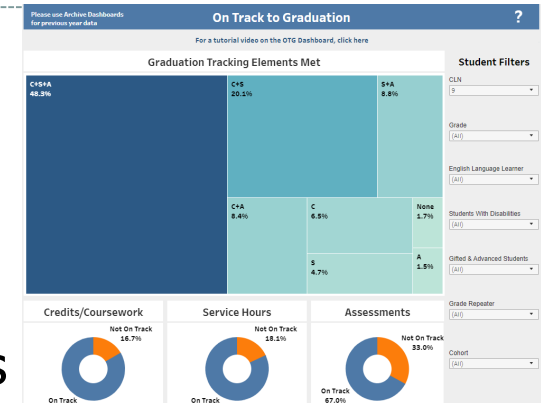
GUa d`Y`Gh XYbhSuccess
.....8Ug\ VcUfXg`

On Track to Graduation (OTG) Dashboard - Overview

17

Purpose:

- Identify students not on track for graduation & supports for:
 - Credits, Service hours, Assessments
- Nightly Student Information System updates



Credit Summary

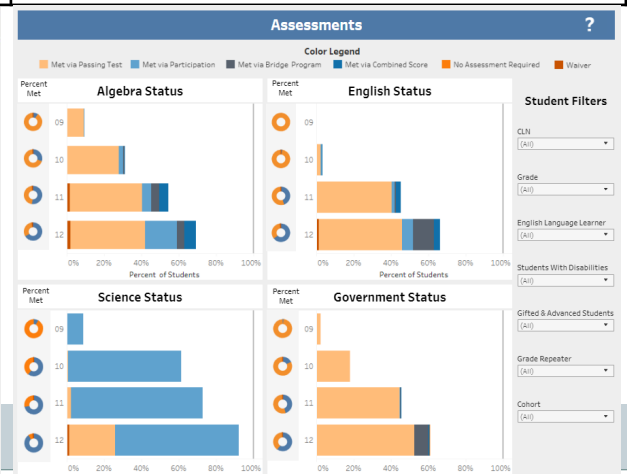
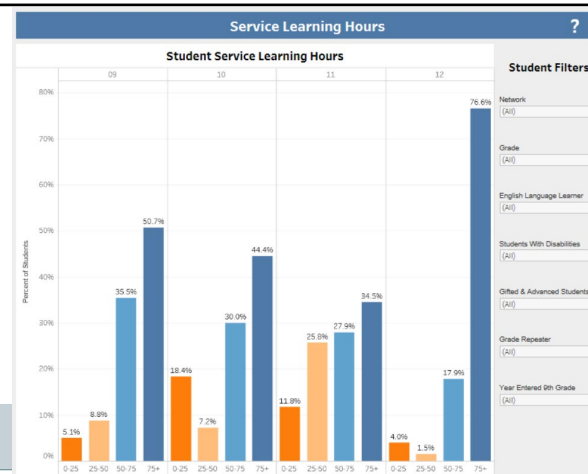
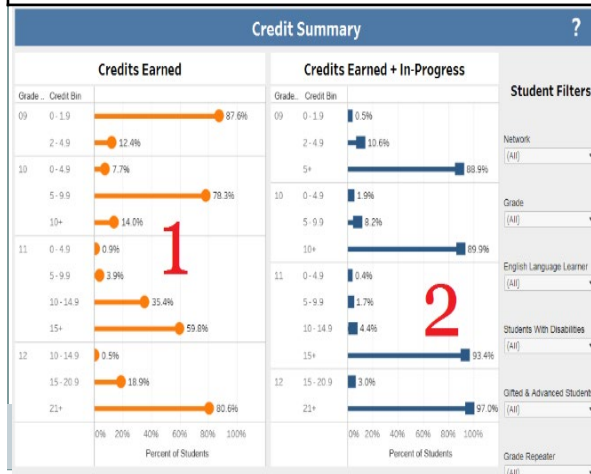
- Credits earned by grade
- Credits earned and schedule

Service Hours

Number of hours by grade

Assessments

- Results across Algebra, English, Science and Government



Making Data Actionable: Using OTG to Assist with School Data Conversations

18

1. Look at overall trends by cohort levels.

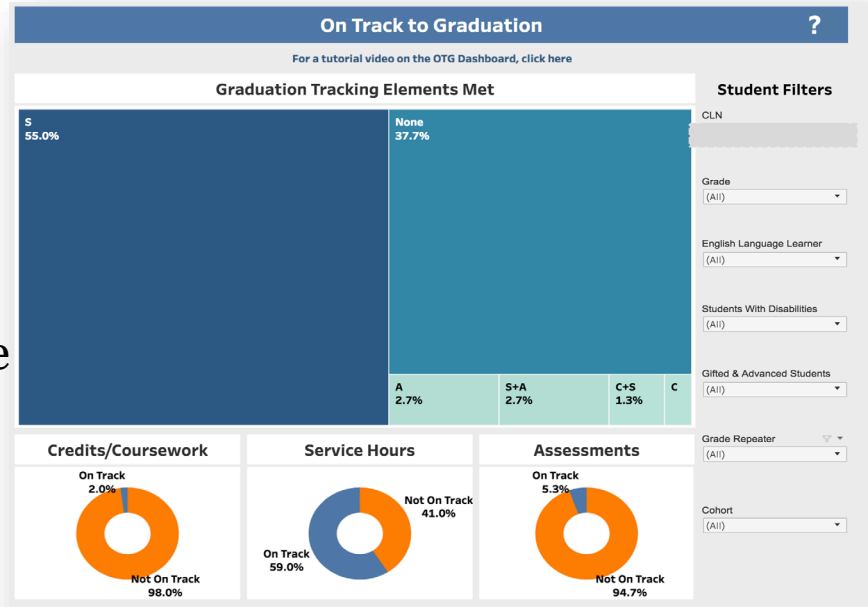
Central Office:

-Track for promotion & retention for principal conversations

2. Focus on specific OTG groups/categories

Schools:

- Who is not scheduled for right Courses?
- In correct remedial classes?
- Who needs to retake Assessments?
- Who needs additional Service hours?



3. Zero in on particular students.

4. Identify actions & track progress.

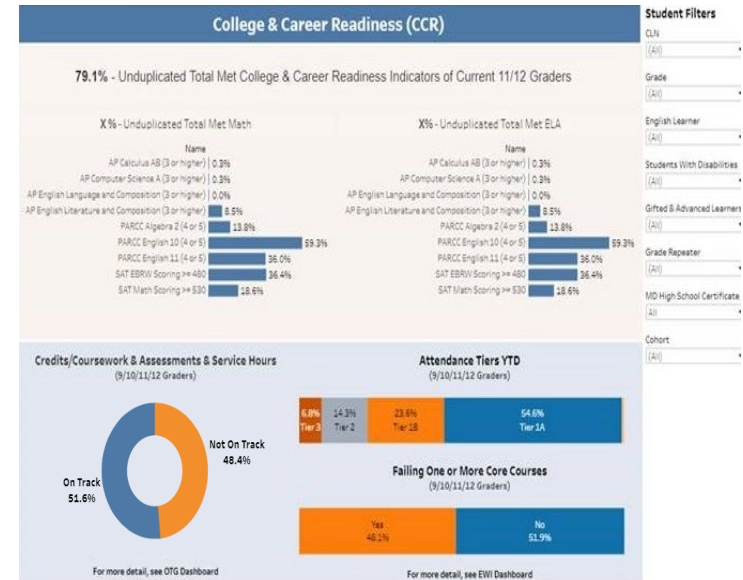
	First Name	Last Name	SWD Flag	Advance/Gifted	ELL Flag	Repeating Grade	Grade Code	Cohort	English 1 Accrued	English 1 In-Progress	English 1 Req	English 2 Accrued
			Yes	No	No	No	09	2017	0.0	1.0	1.0	0.0
			No	No	No	No	12	2014	1.0	0.0	0.0	1.0
			No	No	No	No	12	2015	1.0	0.0	0.0	1.0
			Yes	No	No	No	11	2015	1.0	0.0	0.0	1.0
			No	No	No	No	12	2014	1.0	0.0	0.0	1.0
			No	No	No	No	11	2015	1.0	0.0	0.0	1.0

Individualized Student Plans

19

○ In implementing individual student plans, our hope is that:

- ✦ Students will be able to know and share their interests and own their own data (rather than that being the solely the purview of an adult)
- ✦ Students will have conversations with adults that allow them to understand the way that their grades, test scores, CTE certifications, and dual enrollment and AP participation can shape their future options.
- ✦ Our new CCR dashboard allows adults to see overall trends in grades, scores, AP and dual enrollment and use the data to help students determine and pursue their next steps.



College & Career Readiness Dashboard – Home Screen

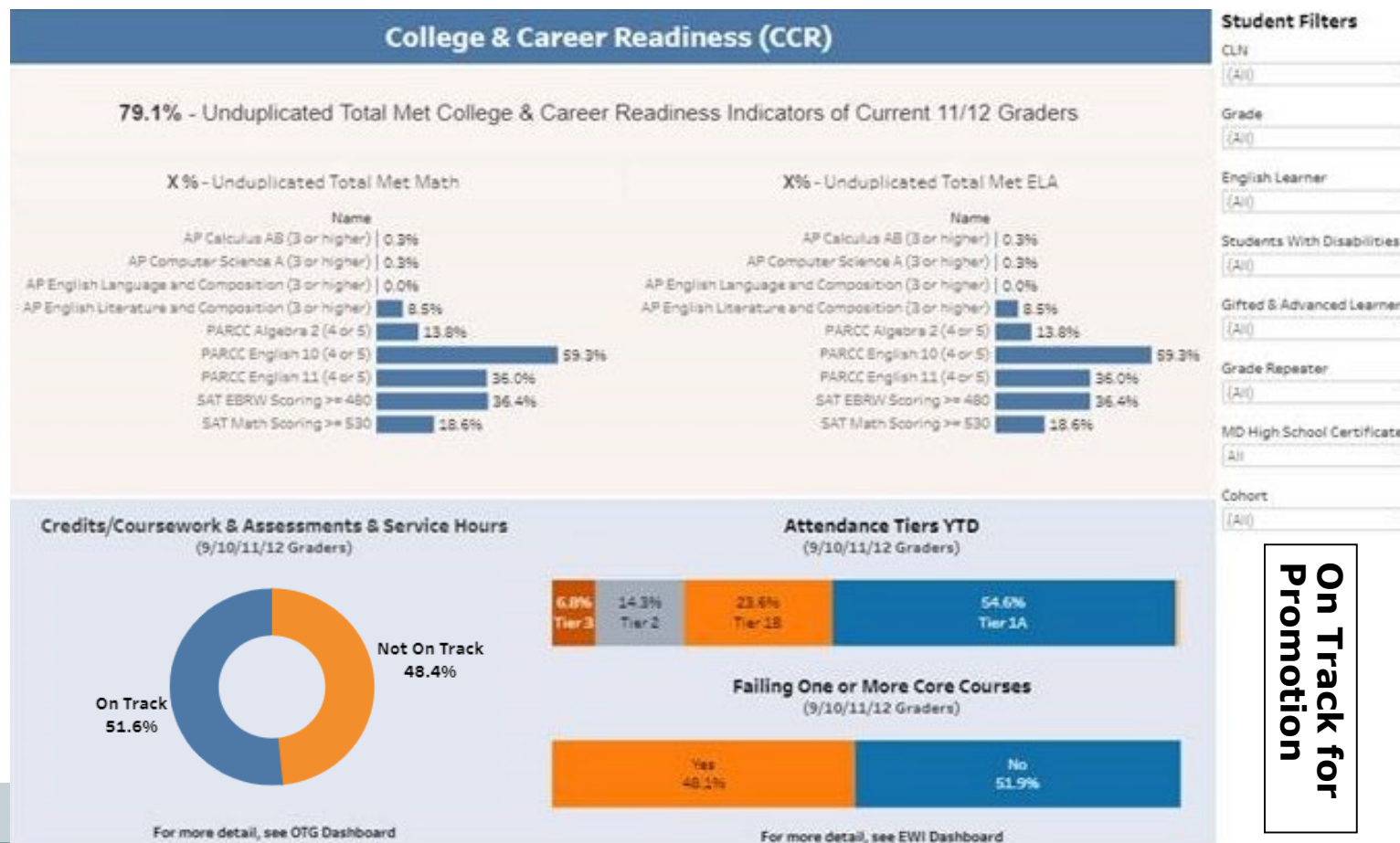
20

Purpose:

- Report on CCR metrics and identify students not on track for post-secondary success based on: Assessments (AP, SAT, PARCC, etc.), Enrollments and GPA
- Updated nightly from Student Information System.

On Track for
College & Career

On Track for
Graduation

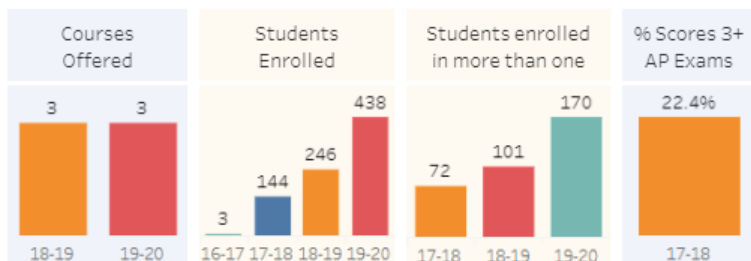


College & Career Readiness Dashboard – Readiness Screen

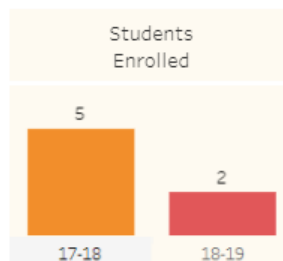
21

Readiness Exams and Dual Enrollment

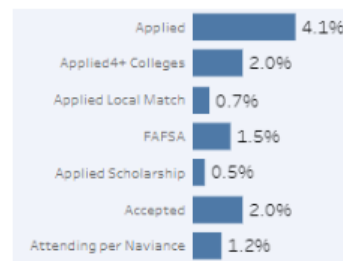
AP Courses



Dual Enrollment



College Application Process



Student Filters

CLN
N9

Grade
All

Students With Disabilities
All

English Learner
All

Gifted & Advanced Learners
All

Grade Repeater
All

MD High School Certificate
All

Cohort
All

AP Potential

Based on PSAT Scores
Cumulative enrollment of AP Potential students

AP Course	AP Enrollment	
	No	Yes
Biology	21	
Calculus AB	823	90
Chemistry	38	
English Lang Composition	191	
English Lit Composition	18	70
Statistics	27	
US Govt & Politics	44	
US History	11	75

PSAT vs GPA

All Student Counts
Hover in table for College Match

Score Range	Cumulative Weighted GPA			
	<2.5	2.5 - 2.9	3.0 - 3.49	3.5 or +
< 750 or no test	8	7	4	14
750 - 999	41	32	42	256
1000 - 1199	4	8	8	142
1200 or +	1	1		40

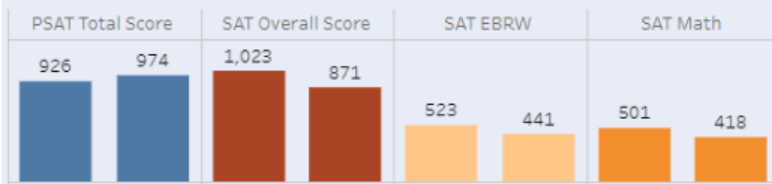
SAT vs GPA

11/12 Student Counts
Hover in table for College Match

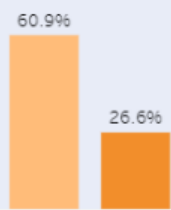
Score Range	Cumulative Weighted GPA			
	<2.5	2.5 - 2.9	3.0 - 3.49	3.5 or +
< 750 or no test	1	2	2	2
750 - 999	17	18	23	91
1000 - 1199	6	9	6	99
1200 or +		1		36

Average Score in Grade Taken

Includes all student's scores in any year at that grade
(Ex. 09 PSAT includes all 9,10, 11 & 12 Graders who took test in 9th grade)



Met CCR Benchmarks



CCR Transition Enrollment and Assessment

ELA Transition Course Needed	61	Math Transition Course Needed	189
ELA Transition Enrolled	0	Math Transition Enrolled	0
ELA Transition Required But Not Enrolled	61	Math Transition Required But Not Enrolled	189
ELA Tested	0	Math Tested	0

22

- | | First Name | Last Name | SWD Flag | Advance/Gifted | ELL Flag | Repeating Grade | Grade Code | Cohort | English 1
Accrued | English 1
InProgress | English 1 Req | English 2
Accrued |
|--|------------|-----------|----------|----------------|----------|-----------------|------------|--------|----------------------|-------------------------|---------------|----------------------|
| | | | Yes | No | No | No | 09 | 2017 | 0.0 | 1.0 | 1.0 | 0.0 |
| | | | No | No | No | No | 12 | 2014 | 1.0 | 0.0 | 0.0 | 1.0 |
| | | | No | No | No | No | 12 | 2015 | 1.0 | 0.0 | 0.0 | 1.0 |
| | | | Yes | No | No | No | 11 | 2015 | 1.0 | 0.0 | 0.0 | 1.0 |
| | | | No | No | No | No | 12 | 2014 | 1.0 | 0.0 | 0.0 | 1.0 |
| | | | No | No | No | No | 11 | 2015 | 1.0 | 0.0 | 0.0 | 1.0 |