



*Lift to Rise*  
**MORENO VALLEY  
UNIFIED SCHOOL DISTRICT**  
EXCELLENCE ON PURPOSE  
SHINING BRIGHTER



## Our Journey: ALL means ALL

October 22, 2019

**Dr. Martinrex Kedziora**  
Superintendent of Schools





# MISSION STATEMENT



*The mission of Moreno Valley Unified School District is to ensure all students graduate high school prepared to successfully enter into **higher education** and/or pursue a **viable career path**.*

# 11 Commitments



## OUR COMMITMENTS TO EXCELLENCE ON PURPOSE



- **Always start with WHY**
  - Please continue to reflect on why you are an educator. We know what we do, but why we do it is so much more important.
- **Have good manners**
  - We are all ambassadors for this district, we must make a good impression and be aware of other mindsets when working in our community.
- **Listen to understand**
  - One of the biggest problems with communication is that we listen to give a response. Practice empathy and share in the feelings of your students, school parents and your staff.
- **Are personally and collectively responsible for our actions and outcomes**
  - Take pride in your accomplishments and learn from your failures.
- **Intend to be successful and collaborative**
  - Utilize your professional learning communities, continue to practice teamwork to solve problems in a successful manner.
- **Act in a professional and authentic manner**
  - Be reliable, respectful, true to yourself and pay attention to how you treat others.
- **Maintain personal balance and positive mental health**
  - Be reminded of your physical, intellectual, social, emotional, and spiritual needs. Take time for your personal life to be a balanced and successful leader.
- **Are leaders and accept the responsibility and sacrifice — Ensuring equity for all!**
  - Being a leader is not about the power, leadership is about creating change, improvement, and making the sacrifices needed to get the job done.
- **Are proficient and time effective**
  - Prioritize your time to make your goals a reality. Know the best way to get the result you are looking for.
- **Enhance community through action**
  - "It takes a village to raise a child." Band together with your parents groups, staff and students to take ownership of the goals of your school community.
- **Have FUN**
  - Happy employees are much more likely to be motivated, have less stress and perform better at their jobs.

### BOARD OF EDUCATION:

*Jesus M. Holguin, President*  
*Cleveland Johnson, Vice President • Marsha Locke, Ed.D., Clerk*  
*Darrell A. Peeden, MPR Member • Susan Smith, Member*

### SUPERINTENDENT OF SCHOOLS:

*Martinez Ketziora, Ed.D.*



# 11 Commitments

## OUR COMMITMENTS TO EXCELLENCE ON PURPOSE



MORENO VALLEY  
UNIFIED SCHOOL DISTRICT  
600 E. LINCOLN ST. CHICO, CA 95926

- Always start with WHY

- Have

- Listen

- Are p

- Inten

- Act i

- Main

### Enhance community through action

“It takes a village to raise a child.” Band together with your parent groups, staff and students to take ownership of the goals of your school community.

- Are leaders and accept sacrifice — Ensuring equity for all!

- Being a leader and accepting sacrifice, leadership is about creating change, improvement, and making the sacrifices needed to achieve the goal.

- Are proficient and effective

- Prioritize your time to make your goals a reality. Know the best way to get the result you are looking for.

- Enhance community through action

- “It takes a village to raise a child.” Band together with your parents groups, staff and students to take ownership of the goals of your school community.

- Have FUN

- Happy employees are much more likely to be motivated, have less stress and perform better at their jobs.

#### BOARD OF EDUCATION:

Jesús M. Holguin, President  
Cleveland Johnson, Vice President • Marsha Locke, Ed.D., Clerk  
Darrell A. Peeden, MPP, Member • Susan Smith, Member

#### SUPERINTENDENT OF SCHOOLS:

Martinez Kedziora, Ed.D.



# Guiding Questions

Who are the  
students we  
are serving?

What do we  
know about  
the needs of  
our  
students?

How are we  
meeting the  
needs of our  
students?



## RIVERSIDE COUNTY-CALIFORNIA

- 428,489 Students
- 32,151 12<sup>th</sup> Grade Students
- 23 School Districts
- 103 Traditional and Alternative High Schools
- 63.2% Socio- Economic Disadvantaged
- 21% English Learners
- 5,943 Foster Youth Served



*"All students in Riverside County will graduate from high school well prepared for college and the workforce".*



## MVUSD: Who Are We?

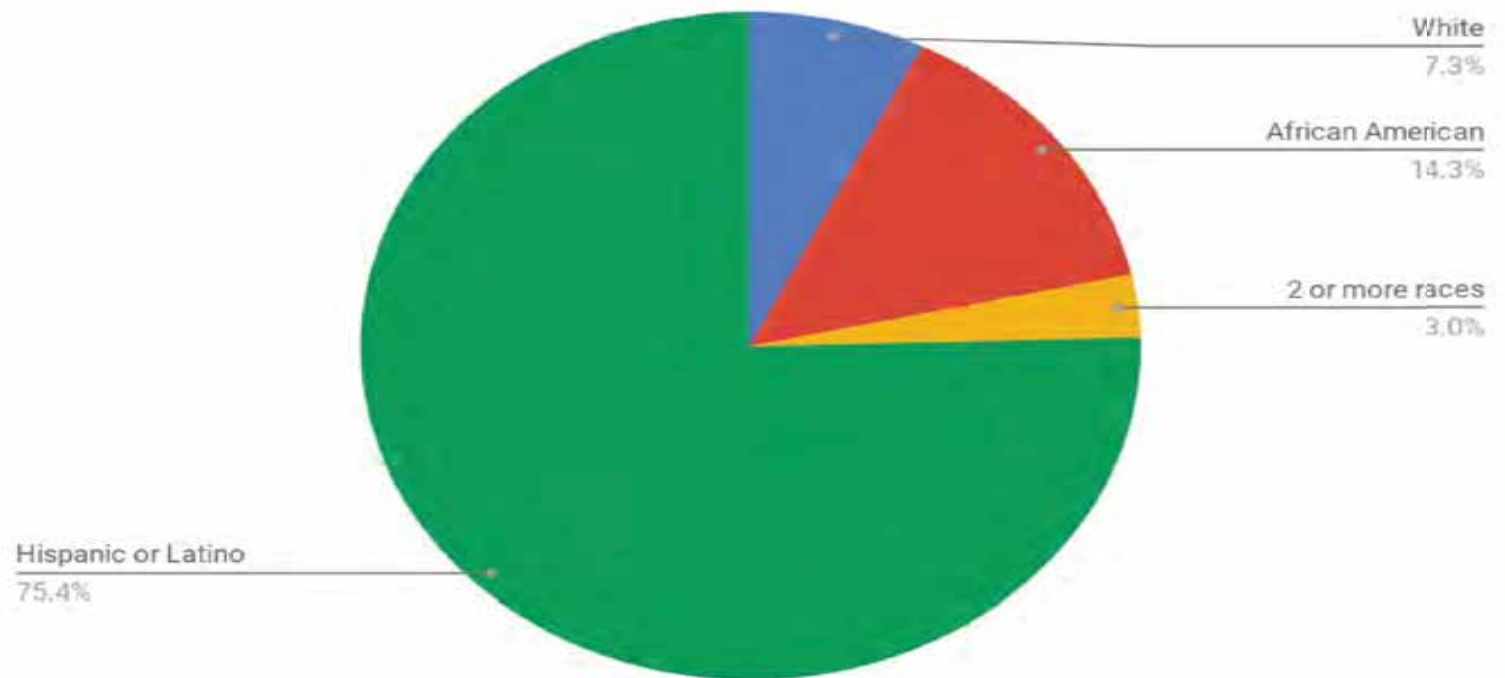
23 Elementary  
Schools  
6 Middle Schools  
4 High Schools  
3 Alt. Ed.  
1 Adult Ed.

Highest  
Homeless  
Rate in the  
County  
14%

3000 +  
employees  
↓  
1552  
certificated  
1651  
classified

# Enrollment by Ethnicity

Who are the  
students we  
are serving?

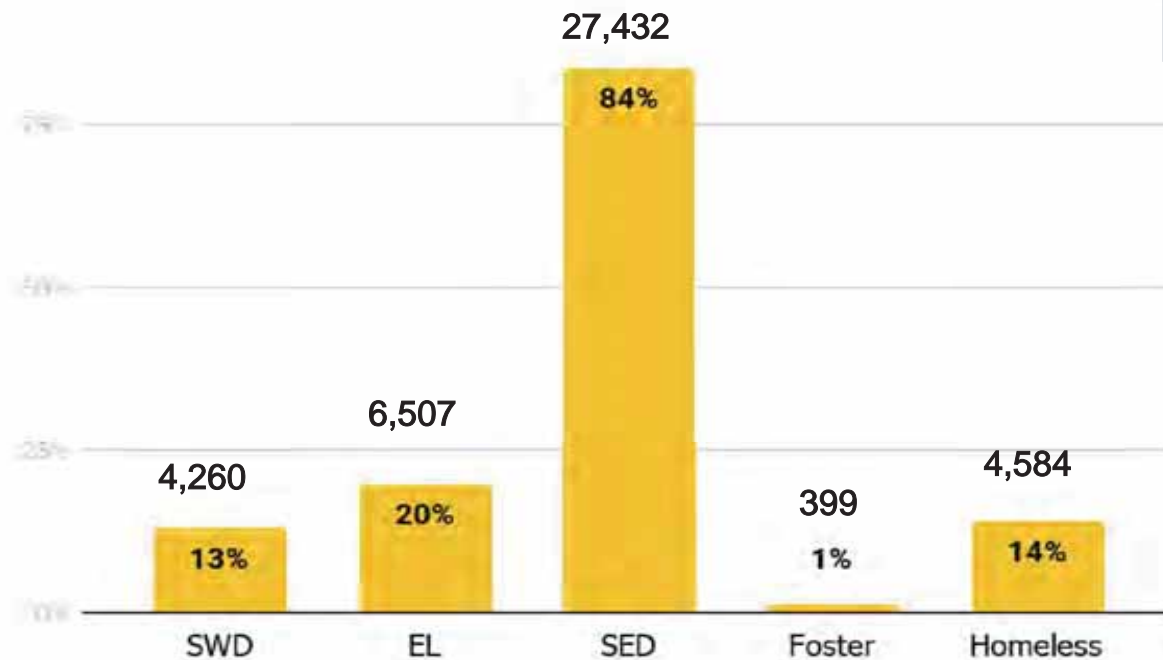






# Student Groups

Who are the students we are serving?



Student Groups

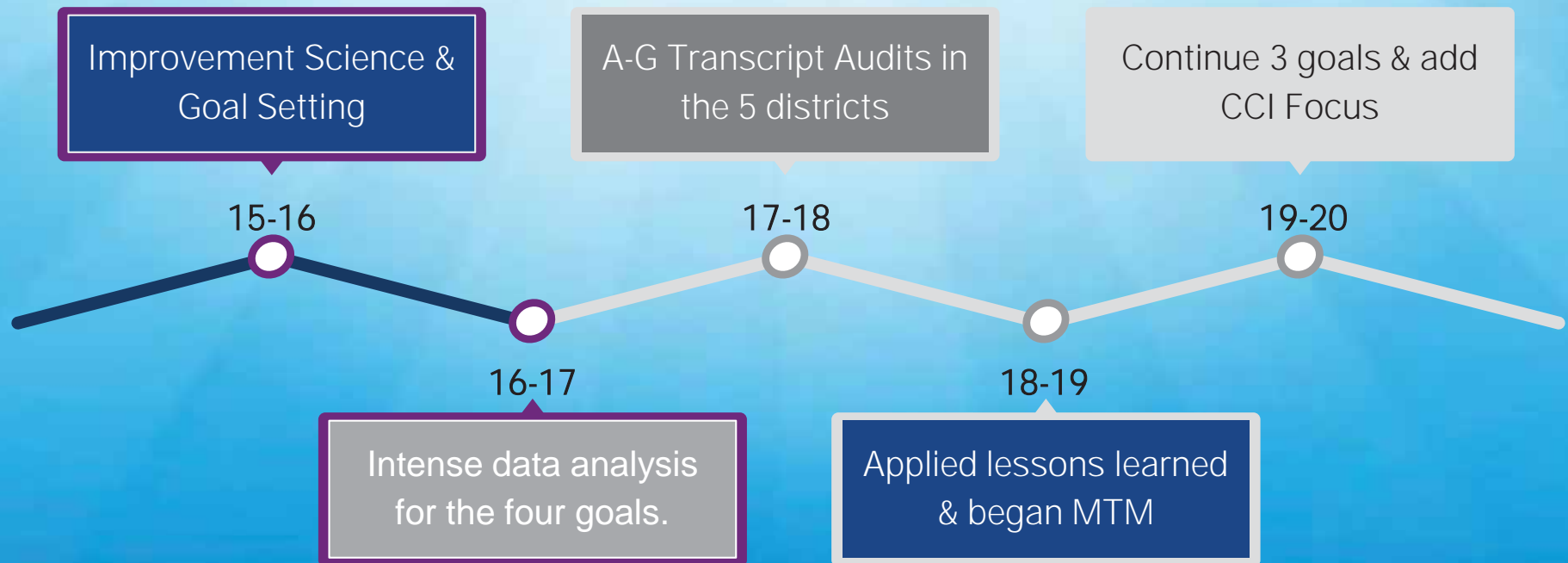


# Riverside County Educational Collaborative

Our Five Year Journey: From One Vision to RCEC

# Riverside County Educational Collaborative

## Our Five Year Journey: From One Vision to RCEC







## Riverside County Office of Education



**Mount San  
Jacinto  
College**

**Moreno Valley  
College**

**University of  
California,  
Riverside**

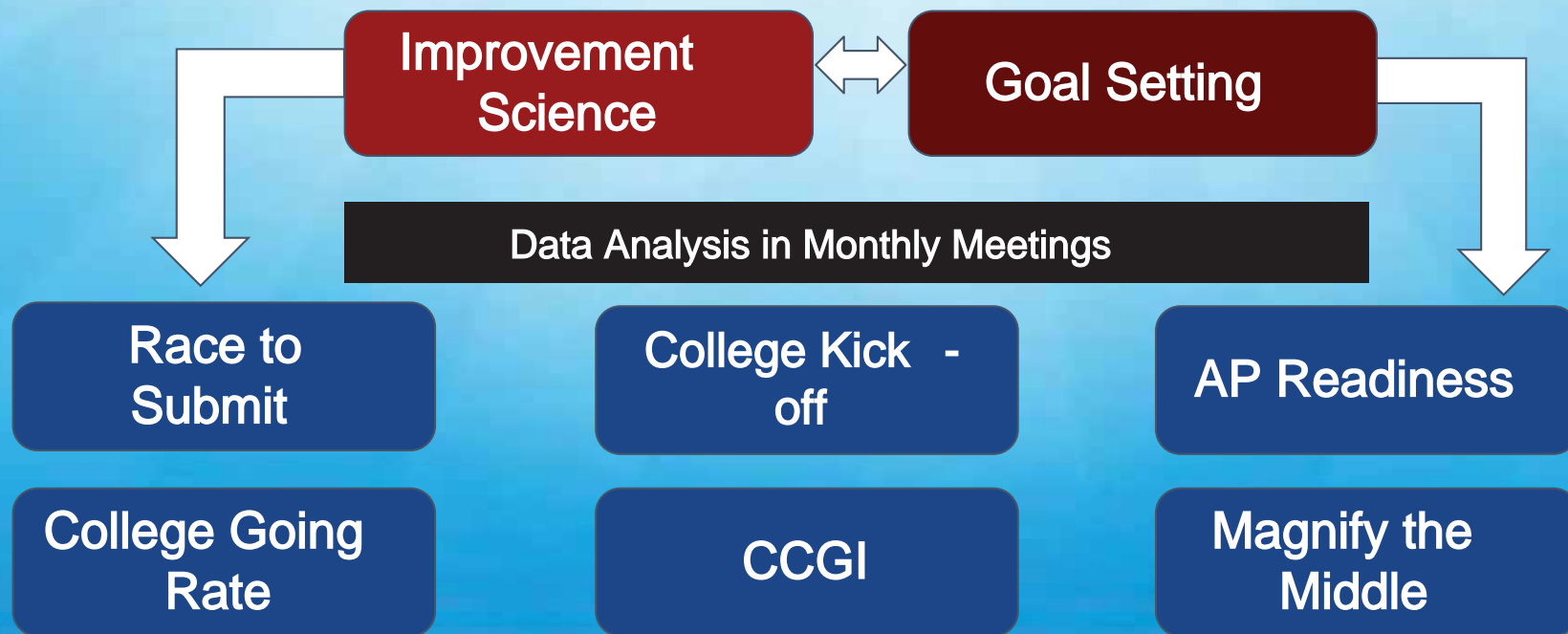


Riverside County Education Collaborative (RCEC) is a grassroots movement in southern California with diverse cross - sector leadership throughout the Riverside County areas. Representing members from area school districts, higher education, city/county officials, and private industry, RCEC collectively commits to goals geared to increase postsecondary access and attainment in our community.



# College & Career Focus Areas

Through Improvement Science...We Were Able to Set Goals!



# Clear Goals

## LEADERSHIP MATTERS

### FOCUS ON THE RIGHT WORK!

### College and Career Readiness Goals:



Increase the percentage of students applying to three or more colleges to 60%



Increase the percentage of FAFSA/Dream Act completions from 52% to 93%

Increase the percentage of students enrolling in post-secondary education from 52% to 65%



Increase the numbers of students who are college ready using several indicators such as A-G completion, AP and dual enrollment, Early Assessment Placement (EAP) conditional/ready and community college multiple measures/course placement



# Goal Adjustment





# Amazing Support

## Elementary Schools

**School  
Counselor  
Leadership  
Network**

## Middle Schools

**School  
Counselor  
Leadership  
Network**

## High Schools

**School  
Counselor  
Leadership  
Network**





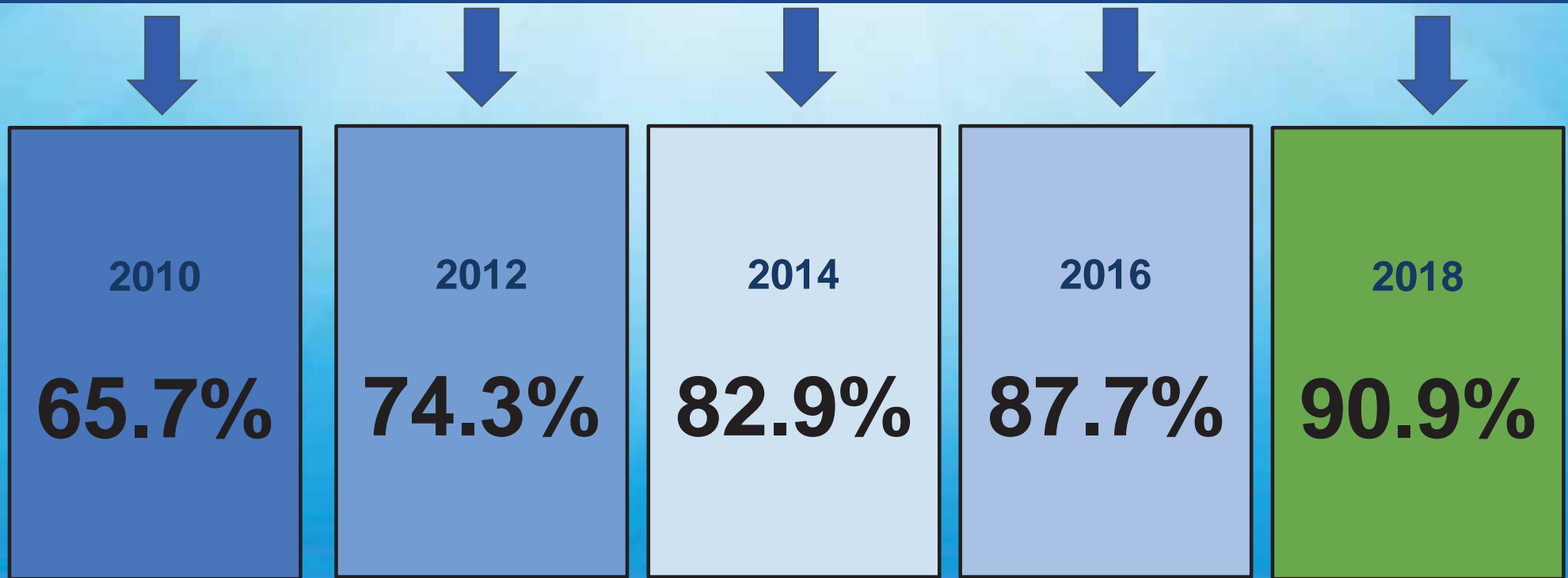
Moreno Valley Unified School District



The impact to MVUSD!



## OUTCOME: Graduation Rate Improvement



# OUTCOME: College Board Advanced Placement

Access to College Rigor: Four Years After Joining RCEC

2015

2019

1267

Number of AP  
Students

1521

+17%

2239

Number of AP  
Exams

2626

+15%

# OUTCOME: College Going Rate

## 2017- 2018 HS Fall Data

2015  
46.8%

RCEC

2017- 52.6



58.6%



52.8%



56.0%

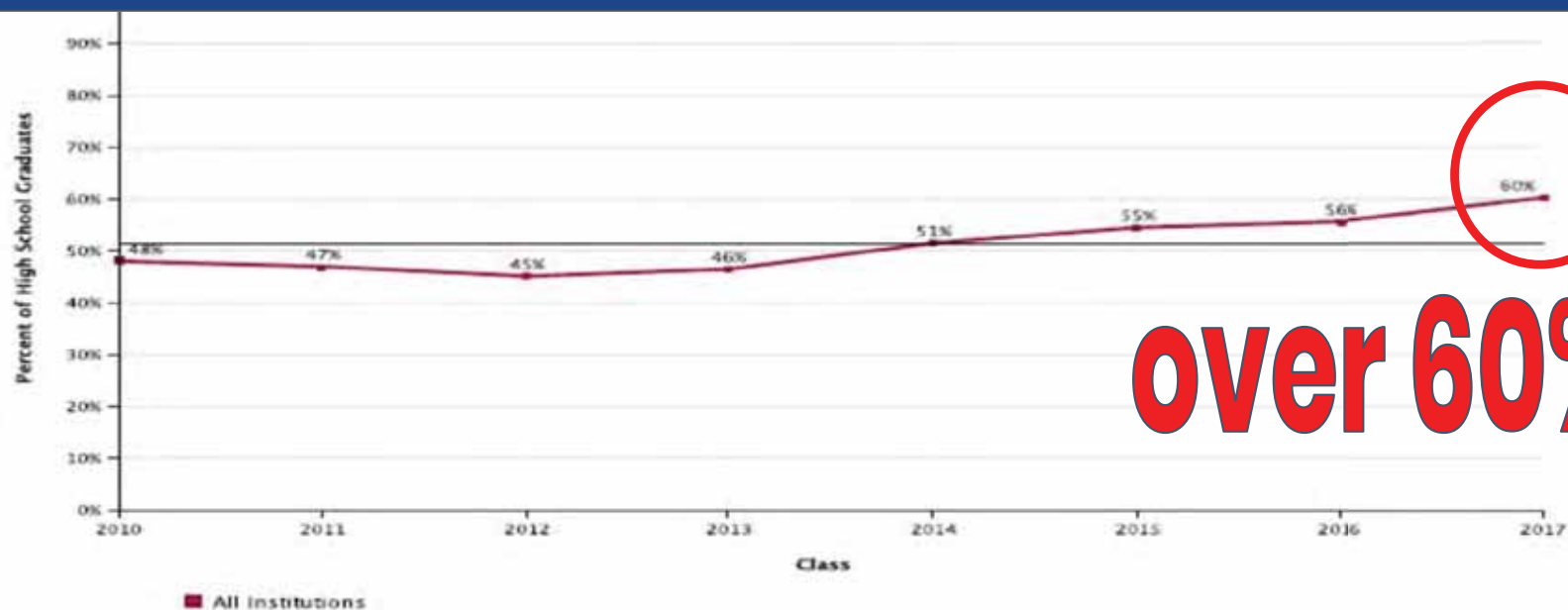
**56 %**  
**+9.2**



56.3%



## Percent of Students Enrolled in College the Fall Immediately After High School



AVG = 51%

MORENO VALLEY UNIFIED SCHOOL DISTRICT

Report Run Date: 04/25/2018 04:12 PM

Page 2 of 45

NATIONAL STUDENT  
CLEARINGHOUSE

©2012 National Student Clearinghouse. All rights reserved.

# Canyon Springs HS 2018 - 2019



## Percent of Students Enrolled in College Immediately After High School





Moreno Valley Unified School District



The impact to Riverside County!

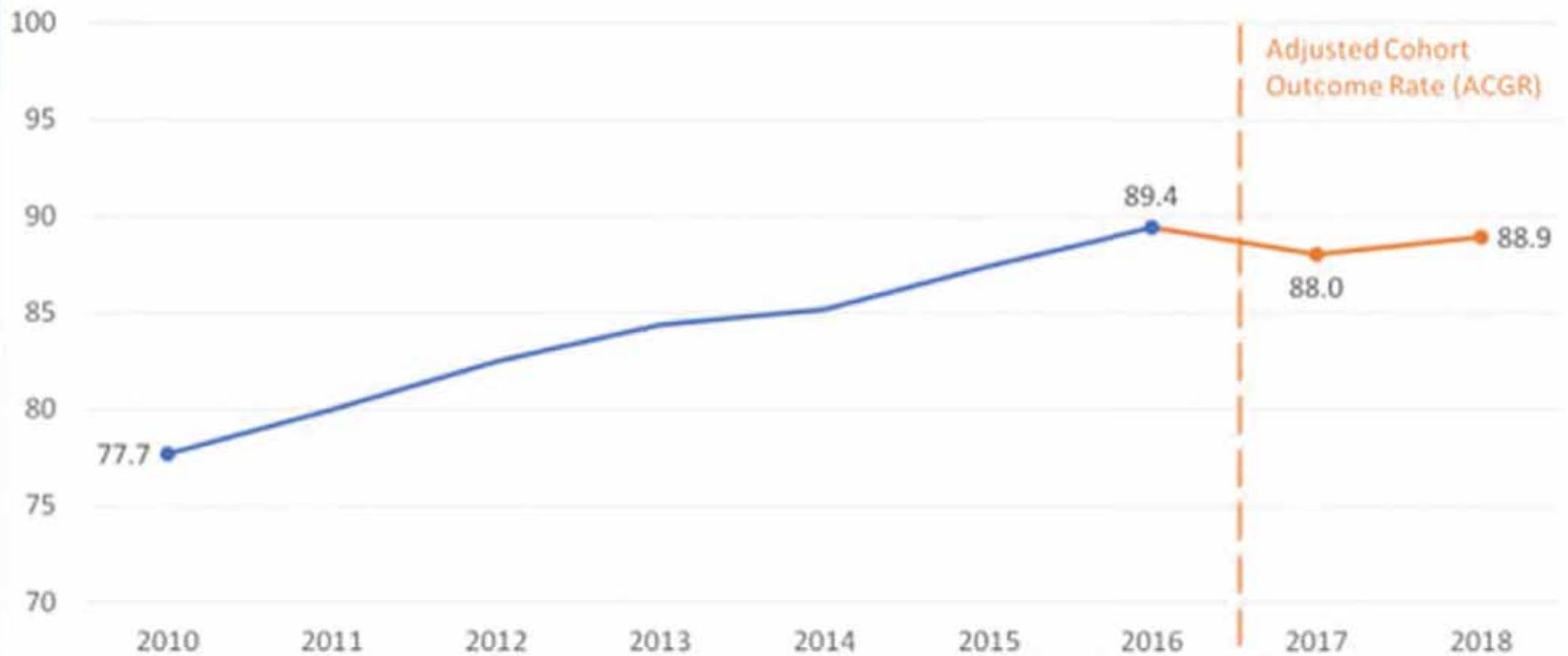


## County OUTCOME: 2010- 2018 Grad Rate

County	Number of 2018 Cohort Students	2010 Cohort Rate	2011 Cohort Rate	2012 Cohort Rate	2013 Cohort Rate	2014 Cohort Rate	2015 Cohort Rate	2016 Cohort Rate	2017 Cohort Rate	2018 Cohort Rate	2018 Cohort Rate Ranking
Alameda	17,496	75.8	78.0	79.8	80.8	82.9	85.0	85.7	85.5	86.8	3
Fresno	15,186	69.1	74.1	76.0	77.3	78.8	81.9	83.4	80.8	81.5	8
Kern	14,016	74.0	76.3	76.2	76.4	79.7	82.5	84.3	85.3	85.8	4
Los Angeles	122,987	70.6	73.7	75.1	77.1	77.9	78.7	81.6	80.8	81.6	7
Orange	41,787	82.6	85.6	85.9	87.5	88.6	90.0	91.0	88.8	89.2	1
Riverside	33,664	77.7	80.0	82.5	84.4	85.2	87.4	89.4	88.0	88.9	2
Sacramento	19,055	72.3	74.3	77.0	79.4	80.5	80.6	81.4	80.8	81.0	10
San Bernardino	32,250	70.4	74.3	77.2	78.6	78.7	80.7	83.0	82.6	83.4	6
San Diego	41,064	74.9	77.5	79.0	79.8	79.7	81.8	81.9	80.4	81.1	9
Santa Clara	21,652	80.5	80.0	82.2	82.9	83.8	83.6	83.1	83.8	85.2	5
State of CA	504,073	74.7	77.1	78.9	80.4	81.0	82.3	83.8	82.7	83.0	



## County OUTCOME: 2010- 2018 Grad Rate



Data source: <https://dgs.cde.ca.gov/> | DataQuest 4-year Cohort Outcomes



## How can we further address our students?

### High Schools

- Data Analysis
- College Going Culture
- Support
- RCEC

### Middle Schools

- What are they doing?
- How can they help?
- What is their College Culture?

Optimize College Going Success!



## Optimizing Student Success at the High School Level



How can we break the glass ceiling we were experiencing?



**In 2018-2019...**

**the Middle School initiative began!**

**21 Middle  
Schools  
Joined the  
Vision**



**High School  
Readiness  
Indicator**

**In 2018-2019...**

**We became a District to Watch!**



- **1 of 20 Districts in the NATION with this designation!**
- **1 of 10 Districts in CALIFORNIA!**



# RCEC

## Improvement Mindset

County

District

School

Leadership &

Network  
Network  
Network

Community Groups


Students

- Post - secondary enrollment
- College and Career Indicators
- Graduation rates
- Academic Indicators
- Access to Rigorous Courses

ALL means ALL



# Moreno Valley Unified School District Shines Brighter Because of YOU!



## Alexis Puente




# Moreno Valley Unified School Dis

## Shines Brighter Because of YOU!




# Moreno Valley Unified School Dis Shines Brighter Because of YOU!



Thank you!



# Moreno Valley Unified School Dis Shines Brighter Because of YOU!



## Questions or Reflections

